

# GURBETČIJSKO HORO

Bulgaria

**BACKGROUND:** *Gurbetčijsko Horo* is the old name of this popular dance of Southern Pirin. It is particularly popular in the villages in the stream area of the Struma river between the towns of Petric and Sandanski. The dance was originally associated and done by the migrant workers who went abroad (usually Greece) to look for work during harvest times. They were called Gurbetcijsko Horo means "dance of the seasonal labourer". Another name for the same dance is *Čestoto* ("often"). Originally performed to Zurna and Tapan accompaniment, nowadays the dance is often done to popular folksongs such as: *Aj Da Idem Jano*, *Kičice*, *Sednalo E Džore* and *Izviló Se Oro*.

**METER** 2/4  counted here as 


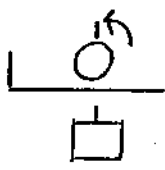
**STYLE:** Pirinska or Macedonian  
Light, bouncy and jumpy.

**SOURCE:** Jaap Leegwater learned these variations of Gurbetčijsko Horo from Tanja Vukovska in Bulgarian in 1975 and 1979

**MUSIC:** CD "Bulgarian Folk Dances with Jaap Leegwater JL2010.01  
The accompanying song is *Izviló Se Oro* in a performance of Ensemble Pirin.

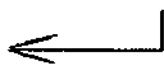
**FORMATION:** Half or open circle. The hands are joined at the sides in V-position

## INTRODUCTION:

<u>DIRECTION</u>	<u>MEAS</u>	<u>CT</u>	<u>PATTERN</u>	<u>Part 1</u>	
	1	1	Facing and moving in LOD step on R ft		
		2			step on Lt
	2	1	"fall" onto R ft, kicking L heel behind step on L ft		
		2			step on Rft, bending R knee
		&			
	3	1	"fall" onto L ft, kicking R heel behind step on R ft		
		2			step on Lft, bending L knee
		&			
	4	1	turning face ctr and moving slightly sdwd R leap onto R ft, raising L knee in front		
		&			leap onto L ft in front of R ft
		2			leap back onto R ft in place

GURBETČIJSKO HORO (page 2 of 3)

DIRECTION MEAS CT PATTERN Part 1



5 1 Facing ctr, moving sdwd L  
step on L ft  
2 step on R ft across in front of L ft

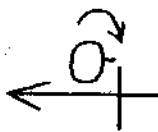
6 1 step on L ft  
& step on R ft across in front of L ft  
2 step on L ft



7 1 Facing ctr and dancing in place  
small step on R ft bkwd, slightly bending body fwd at waist and  
swing arms bkwd low  
& step on L ft next to R ft  
2 small step on R ft fwd, straightening body and bringing arms  
back to V-position

8 repeat action of meas 7 with opp ftwk

Part 2



1-5 repeat action of meas 1- 5 of Part 1

6 1 leap onto L ft, turning face LOD  
& step on R ft bkwd  
2 step on L ft in place



7 repeat action of meas 6 with opp ftwk & directions



8 1 hop on R ft, sharply lifting L knee in front  
2 leap onto L ft, swinging R heel behind

Part 3

1-6 repeat action of meas 1- 6 of Part 1

6 1 leap onto L ft, turning face LOD  
& step on R ft bkwd  
2 step on L ft in place



7 1 jump on both ft together in place  
2 hold

8 1 low leap onto R ft, swinging L heel behind  
2 low leap onto L ft, swinging R heel behind